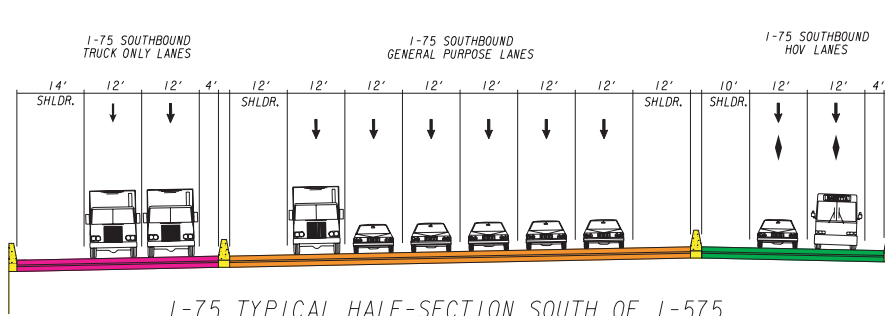
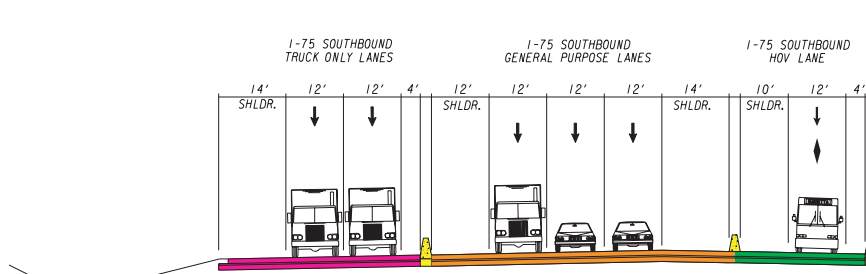




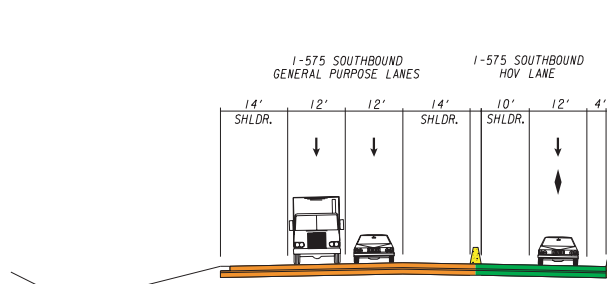
Typical Half-Sections with Truck Lanes to the Outside



*I-75 TYPICAL HALF-SECTION SOUTH OF I-575
(SHOWN SOUTHBOUND BETWEEN SOUTH 120 LOOP AND DELK ROAD)*



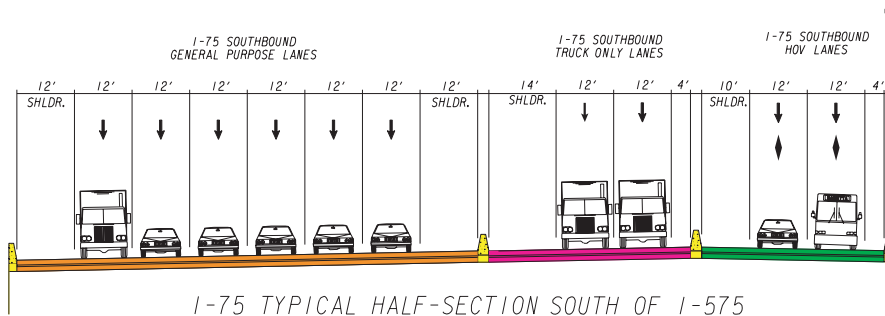
*I-75 TYPICAL HALF-SECTION NORTH OF I-575
(SHOWN SOUTHBOUND BETWEEN HICKORY GROVE ROAD AND BARRETT PARKWAY)*



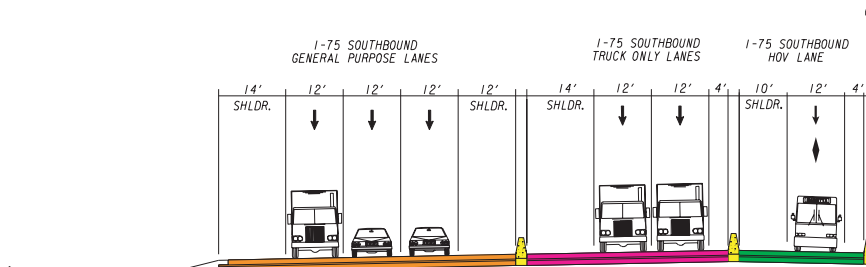
I-575 TYPICAL SECTION NORTH OF I-75



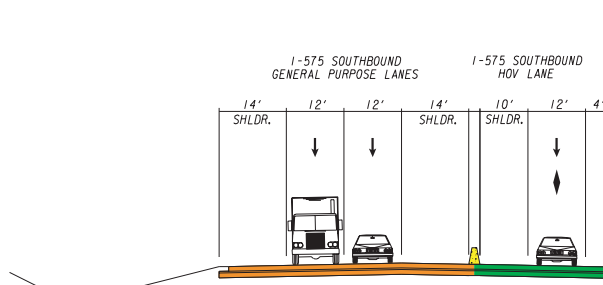
Typical Half-Sections with Truck Lanes to the Inside



I-75 TYPICAL HALF-SECTION SOUTH OF I-575
(SHOWN SOUTHBOUND BETWEEN SOUTH 120 LOOP AND DELK ROAD)



I-75 TYPICAL HALF-SECTION NORTH OF I-575
(SHOWN SOUTHBOUND BETWEEN HICKORY GROVE ROAD AND BARRETT PARKWAY)



I-75 TYPICAL SECTION NORTH OF I-75